

WATER METERS

Multi Jet - Class B type Class B type



Delta Flowtech

- WRAS Approved
- EEC Class B Approved
- Working Pressure: 16 Bar
- Dry Dial
- For cold (30°C) or hot (90°C) water
- Brass Body
- Epoxy Powder Coated
- Real performances exceed EEC and ISO standards
- Counter perfectly sealed (hermetic)
- Protected Rollers
- 5 Black rollers (Cubic Metre) / 3 Red Rollers (Litres)
- Pointer reading for low flows
- Sensitivity index
- For horizontal installation



WRAS
APPROVED
PRODUCT

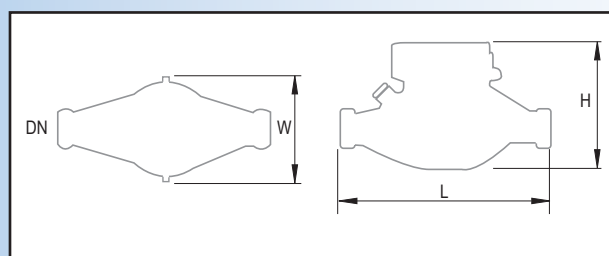
TECHNICAL DATA

Part No.	Dn Size [mm]	Max Flow [m³/h]	Nominal Flow [m³/h]	Trans Flow [L/h]	Min Flow [L/h]	Pulse Options* [litres per pulse]
D15MJ	15	3	1.5	120	30	1-10-100
D20MJ	20	5	2.5	200	50	1-10-100
D25MJ	25	7	3.5	280	70	10-100
D32MJ	32	12	6	480	120	10-100
D40MJ	40	20	10	800	200	10-100
D50MJ [screwed]	50	30	15	1050	300	10-100
D50MJ [flanged]	50	30	15	1200	300	10-100

Part No.	Dn Size [mm]	Body Length L [mm]	Length with couplings [mm]	Height [mm] H	Width [mm] W	Weight [kg]
D15MJ	½" [DN15]	145	230	105	100	1.5
D20MJ	¾" [DN20]	190	280	106	100	1.7
D25MJ	1" [DN25]	260	370	115	104	208
D32MJ	1¼" [DN32]	260	375	115	105	3.2
D40MJ	1½" [DN40]	300	420	148	125	5.4
D50MJ [screwed]	2" [DN50]	300	435	173	126	8.2

Part No.	Dn Size [mm]	Length [mm]	Height [mm]	Dia. Outer [mm]	Bolt Circle [mm]	Bolt Dia. [mm]	Weight [kg]
D50MJF [flanged]	2" [DN50]	300	172	165	125 crs	4xM16	11.5

* Reed switch operates between 0 -24 vdc. Current max 0.2 amps.



WATER METERS

Multi Jet - Class B type Class B type



Delta Flowtech

TERMS OF REFERENCE:

Size (mm) - Refers to inside bore diameter.

Max Flow Rate (Q m³/h) - Refers to the emergency flow rate in the event of system failure. Damage may result.

Nominal Flow Rate (QN m³/h) - Typical application for every day usage.

Transitional Flow Rate (L/hr) - Point at which the flow rate is high enough to achieve a level of accurate measurement.

Minimum Flow Rate (L/hr) - The absolute minimum flow required for the unit to function.

EEC Approved Class - The EEC Classification system used to measure accuracy at very low flow rates.

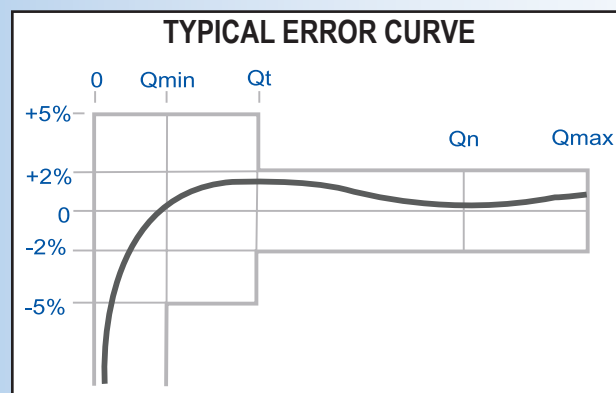
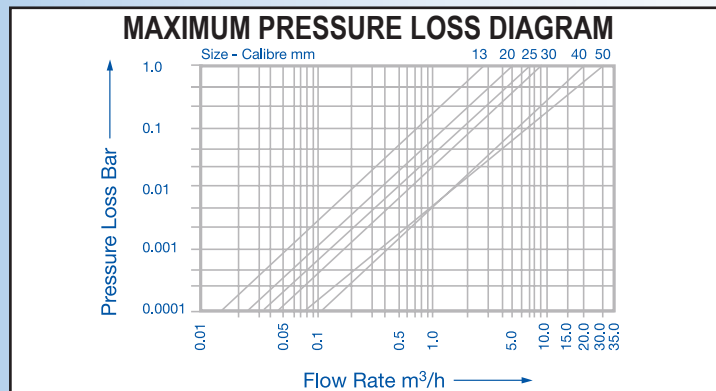
Standard ISO4064/BS5728/EEC Specification Class B applies.

Bolt Circle Centres - Refers to distance between opposite bolt holes on the flange, taken centre to centre.

When ordering please state whether for hot or cold use. Suffix Part No. with C (Cold) or H (Hot) and please advise of preferred pulsed output at time of ordering.

Figures apply to both hot and cold meters.

Pressure drops on all sizes are generally below 0.2 bar.



All sizes are approximate and are given for guidance only.

Products and specifications may be subject to change from those shown without notice.