

# WATER METERS

## Multi Jet – MID R80

- WRAS Approved
- MID R80 Approved
- Working Pressure: 16 Bar
- Dry Dial
- For Cold (30°C) Or Hot (90°C) Water
- Brass Body
- Epoxy Powder Coated
- Real Performances Exceed EEC And ISO Standards
- Counter Perfectly Sealed (Hermetic)
- Protected Rollers
- 5 Black Rollers (Cubic Metre) / 3 Red Rollers (Litres)
- Pointer Reading For Low Flows
- Sensitivity Index
- For Horizontal Installation



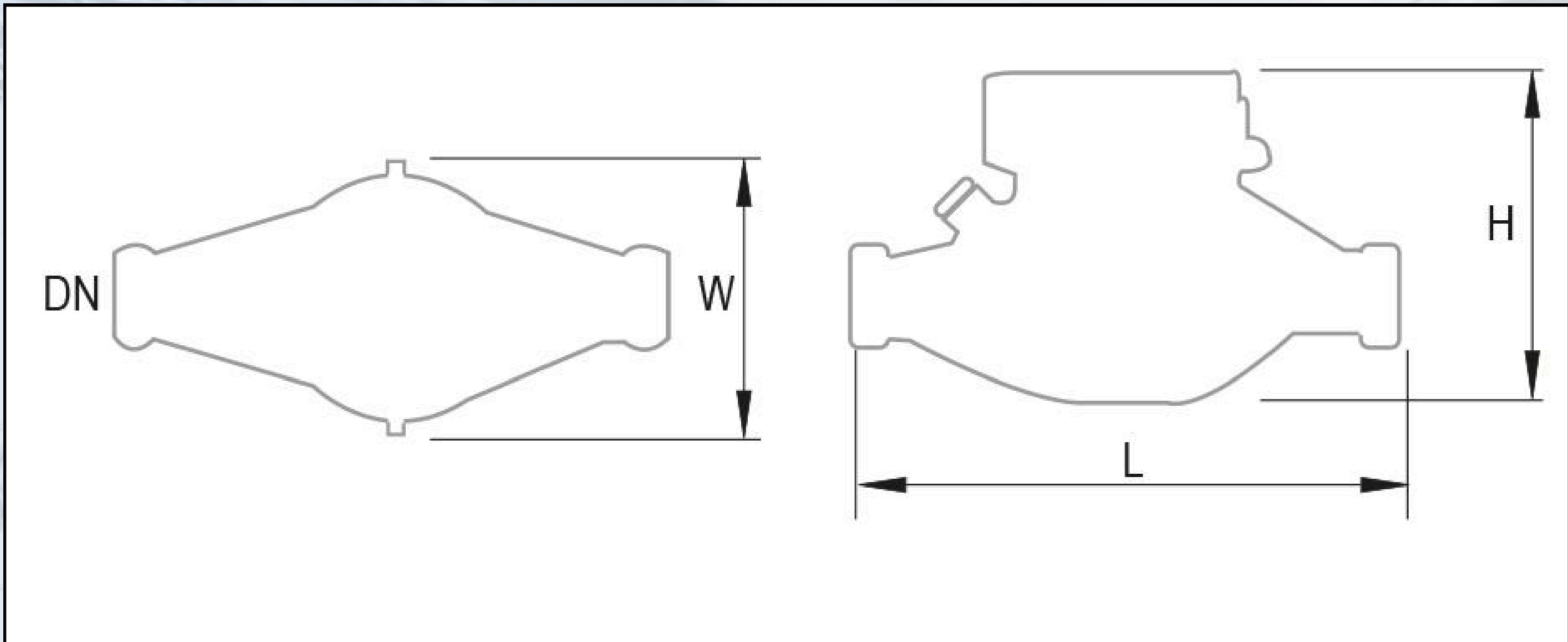
### Technical Data

Part No.	Dn Size [mm]	Max Flow [m³/h]	Nominal Flow [m³/h]	Trans Flow [L/h]	Min Flow [L/h]	Pulse Options* [litres per pulse]
D15MJ	15	3.14	2.5	50	32	10
D20MJ	20	5	4	80	50	10
D25MJ	25	7.87	6.3	126	78	10
D32MJ	32	12.5	10	200	125	10
D40MJ	40	20	16	320	200	100
D50MJ [screwed]	50	31.25	25	500	312.5	100
D50MJ [flanged]	50	31.25	25	500	312.5	100

Part No.	Dn Size [mm]	Body Length [mm] L	Length with couplings [mm]	Height [mm] H	Width [mm] W	Weight [kg]
D15MJ	½" [DN15]	145	230	105	100	1.5
D20MJ	¾" [DN20]	190	280	106	100	1.7
D25MJ	1" [DN25]	260	370	115	104	208
D32MJ	1¼" [DN32]	260	375	115	105	3.2
D40MJ	1½" [DN40]	300	420	148	125	5.4
D50MJ [screwed]	2" [DN50]	300	435	173	126	8.2

Part No.	Dn Size [mm]	Length [mm]	Height [mm]	Dia. Outer [mm]	Bolt Circle [mm]	Bolt Dia. [mm]	Weight [kg]
D50MJF [flanged]	2" [DN50]	300	172	165	125 crs	4xM16	11.5

\*Read switch Operates between 0 - 24 vdc. Current max 0.2 amps.





# WATER METERS

## Multi Jet – MID R80



### Term Of Reference:

**Size** (mm) - Refers to inside bore diameter.

**Max Flow Rate** (Q m<sup>3</sup>/h) - Refers to emergency flow rate in the event of system failure. Damage may result.

**Nominal Flow Rate** (QN m<sup>3</sup>/h) - Typical application for every day usage.

**Transitional Flow Rate** (L/hr) - Point at which the flow rate is high enough to achieve a level of accurate measurement.

**Minimum Flow Rate** (L/hr) = The absolute minimum flow required for the unit to function.

**EEC approved Class** - The EEC Classification system used to measure accuracy at very low rates.

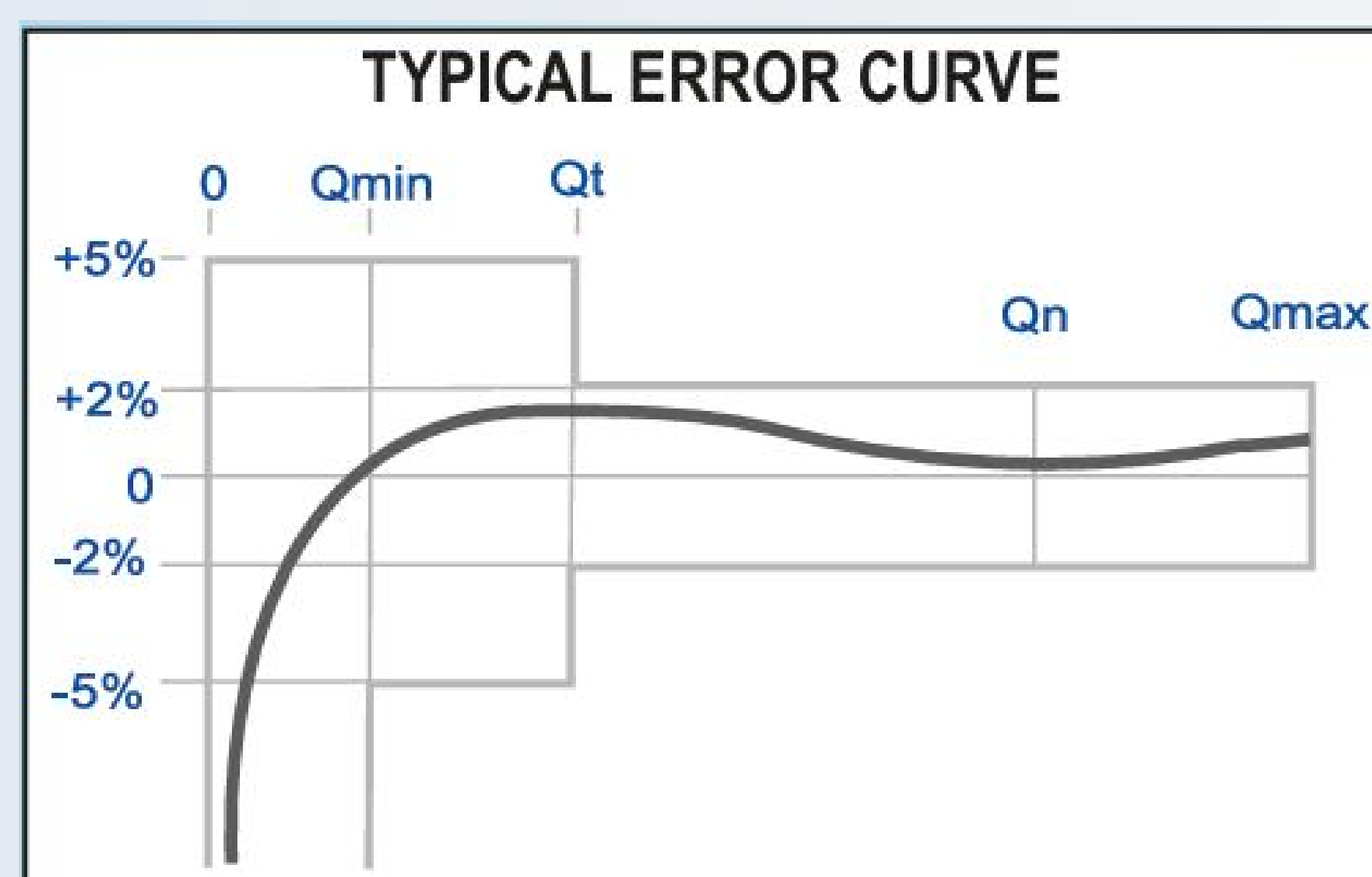
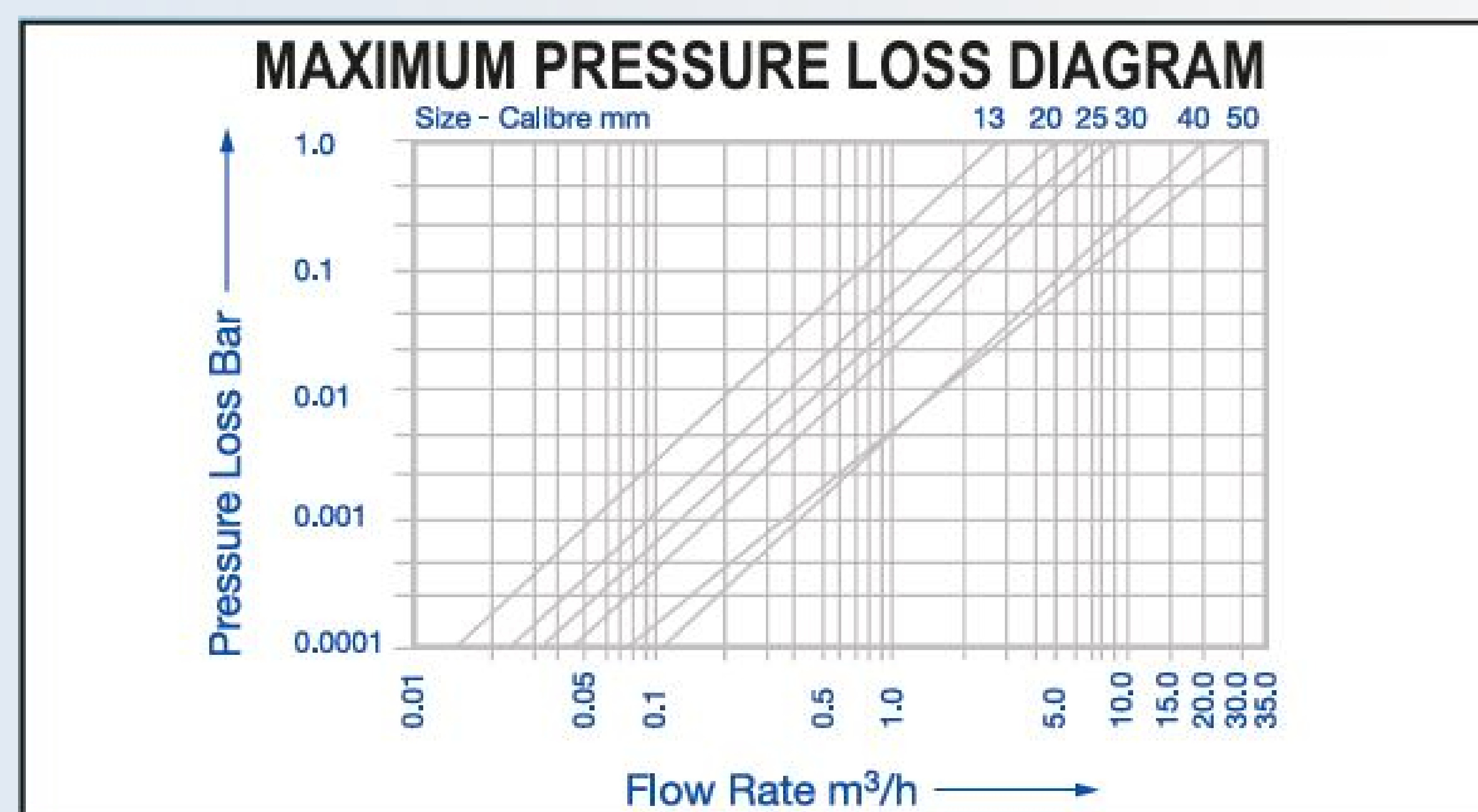
Standard ISO4064/BS5728/EEC Specification Class B applies.

**Bolt Circle Centres** - Refers to distance between opposite bolt holes on the flange, taken centre to centre.

When ordering please state whether for hot or cold use. Suffix Part No. with C (Cold or H (Hoy) and please advise of preferred pulsed output at time of ordering.

Figure apply to both hot and cold meters.

Pressure drops on all sizes are generally below 0.2 bar.



All sizes are approximate and are given for guidance only.

Products and specifications may be subject to change from those shown without notice.