

GAS METERS

Turbine Gas Meters – Standard



- Complies With ISO9951
- Low Pressure Drop
- 30°C To +55°C Working Range
- Flanged To Pn16 Standard
- Digital Display
- Display Head Can Be Rotated 360°
- Pulsed Output As Standard
- IP Rating: 65



Technical Data

Size mm [in]	Part No.	Flow range [m³/h]	Pressure drop [maximum] [kPa]	Pulse value [per pulse]
25 [1]	DGMT25PO G16	2.5 - 25	0.6	100ltr
	DGMT25PO G25	4 - 40	1.1	
	DGMT25PO G40	6 - 65	2.4	
50 [2]	DGMT50PO G40	5 - 6.5	0.6	
	DGMT50PO G65	8 - 100	0.9	
	DGMT50PO G100	10 - 160	2.0	
80 [3]	DGMT80PO G100	8 - 160	0.7	
	DGMT80PO G160	13 - 250	1.2	
	DGMT80PO G250	20 - 400	2.2	
100 [4]	DGMT100PO G160	13 - 250	0.8	1000ltr
	DGMT100PO G250	20 - 400	1.3	
	DGMT100PO G400	32 - 650	2.5	
150 [6]	DGMT150PO G400	32 - 650	0.7	
	DGMT150PO G650	50 - 1000	1.0	
	DGMT150PO G1000	80 - 1600	2.3	
200 [8]	DGMT200PO G650	50 - 1000	0.7	
	DGMT200PO G1000	80 - 1600	0.9	
	DGMT200PO G1600	130 - 2500	1.7	
250 [10]	DGMT250PO G1000	80 - 1600	0.6	
	DGMT250PO G1600	130 - 2500	1.0	
	DGMT250PO G2500	200 - 4000	2.0	
300 [12]	DGMT300PO G1600	130 - 2500	0.7	
	DGMT300PO G2500	200 - 4000	1.0	
	DGMT300PO G4000	320 - 6500	2.0	

Terms Of Reference:

- Size** Mm [In] - Refers To Inside Bore Diameter.
- Flow Range** (M2/H) - Minimum To Maximum Accurate Flow Range.
- Pressure Drop** [Maximum] - Greatest Potential System Loss
- Pulse Value** - Measurement Volume To BMS [Building Management System]
- Accuracy Class** - To ISO9951

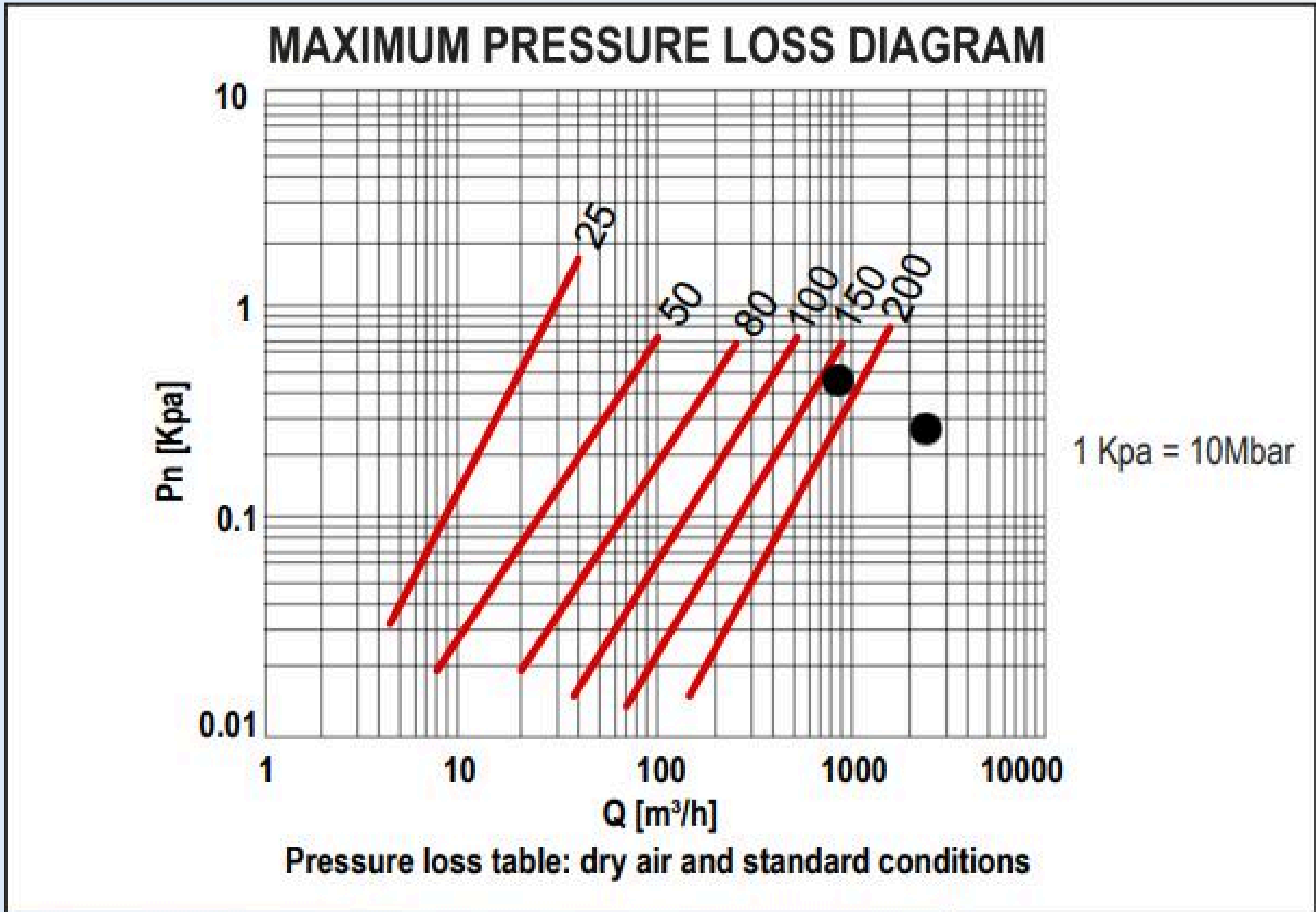
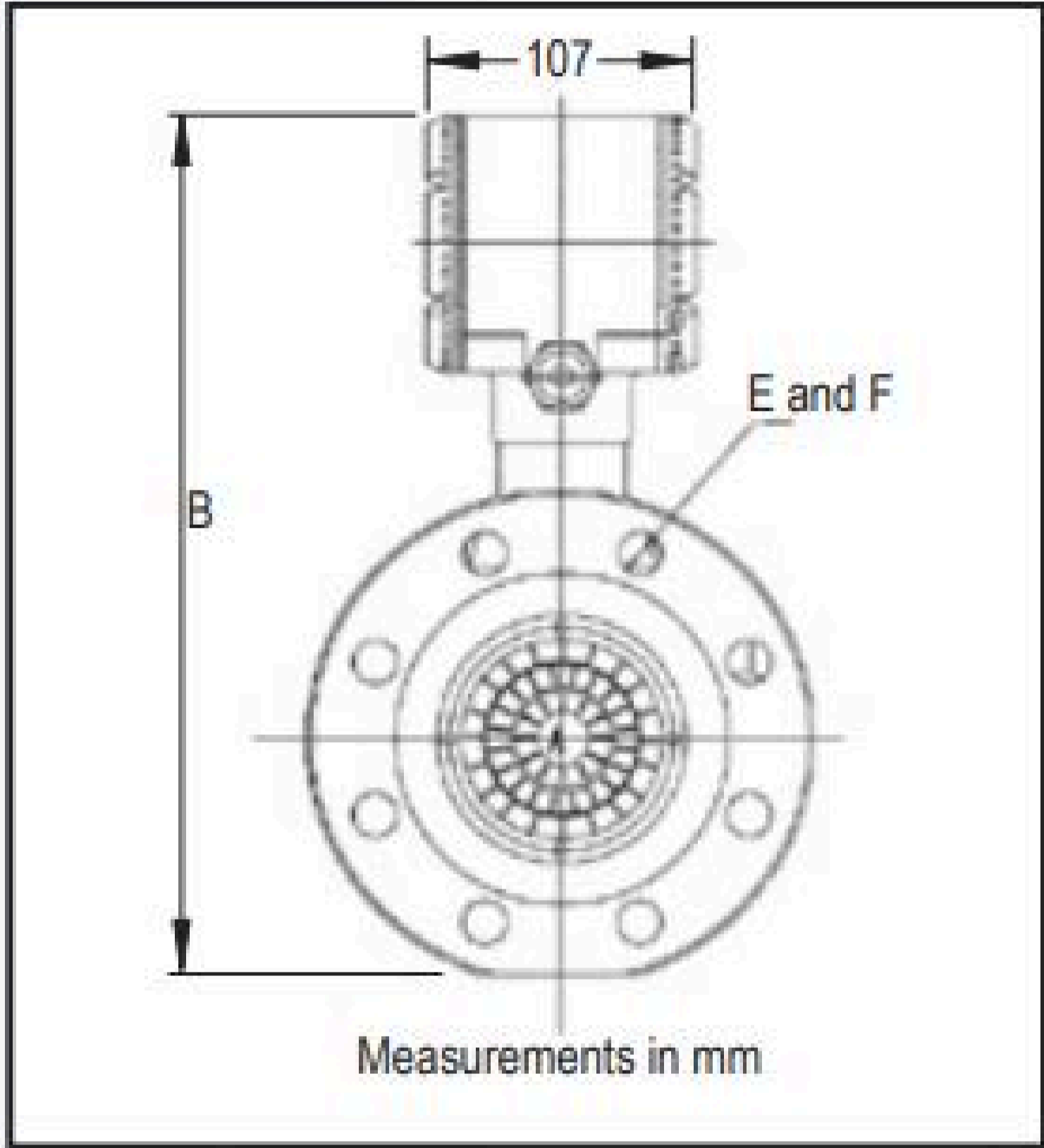
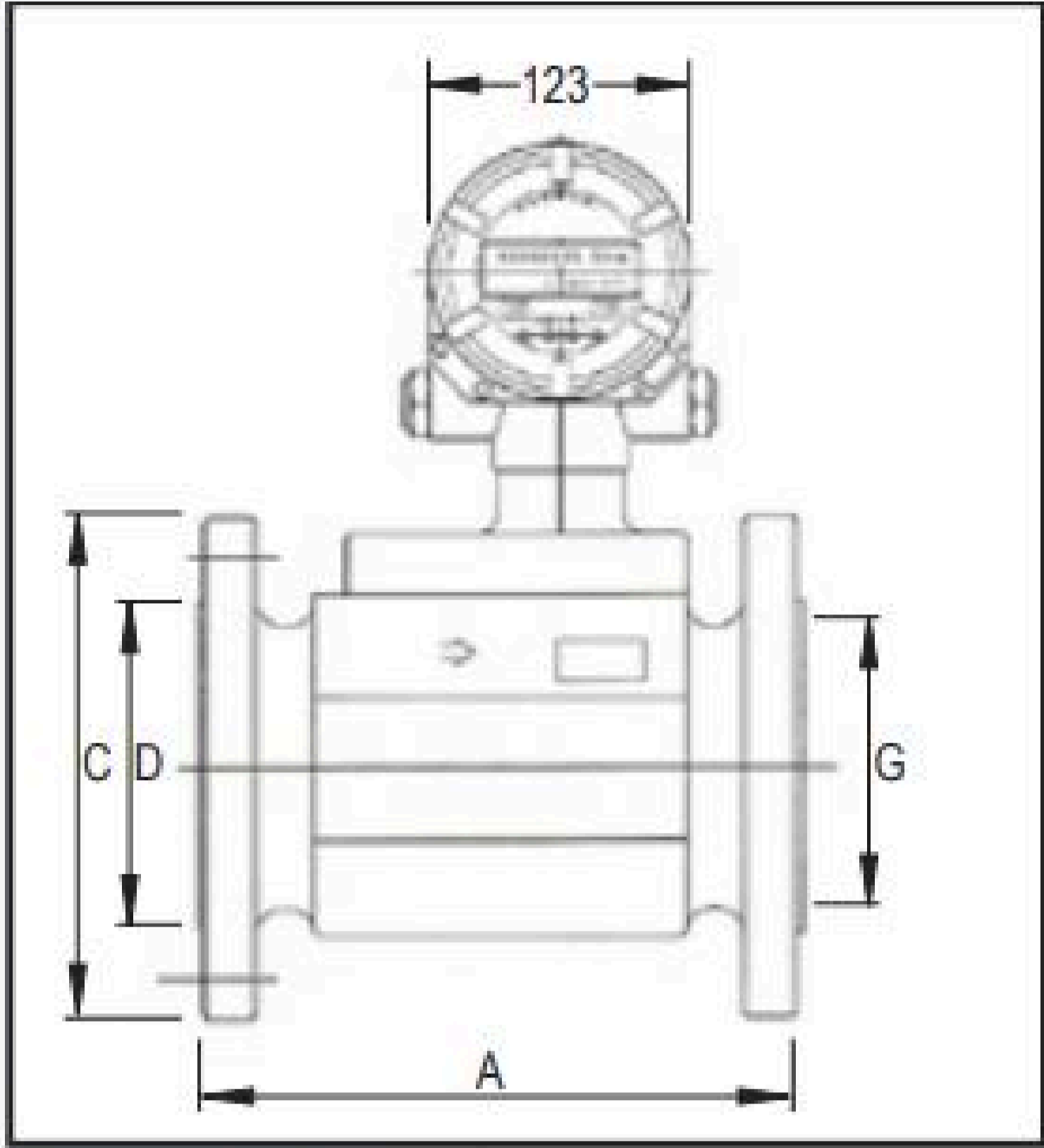
GAS METERS

Turbine Gas Meters – Standard Continued



Dimensions

Part No.	Size [mm]	A	B	C	D	E	F	G	Weight [kg]
DGMT25PO G16 DGMT25PO G25 DGMT25PO G40	25	200	287	115	85	4	14	65	9
DGMT50PO G40 DGMT50PO G65 DGMT50PO G100	50	200	313	165	125	4	18	99	9
DGMT80PO G100 DGMT80PO G160 DGMT80PO G250	80	240	343	200	160	8	18	132	11
DGMT100PO G160 DGMT100PO G250 DGMT100PO G400	100	300	361 369 369	220 235 235	180 190 190	8	18 22 22	156	15
DGMT150PO G400 DGMT150PO G650 DGMT150PO G1000	150	450	426 434 434	285 300 300	240 250 250	8	22 26 26	211	27.5
DGMT200PO G650 DGMT200PO G1000 DGMT200PO G1600	200	600	470 480 488	340 360 375	295 310 320	12	22 26 30	266 274 284	46
DGMT250PO G1000 DGMT250PO G1600 DGMT250PO G2500	250	750	541 551 563	405 425 450	355 370 385	12	26 30 33	319 330 345	170
DGMT300PO G1600 DGMT300PO G2500 DGMT300PO G4000	300	750	706 719 734	460 485 515	410 430 450	12 16 16	26 30 33	370 389 409	200



Dimension references:

A = Length
B = Height
C = Flange height
D = Outside diameter of flange boss
E = Number of bolt holes
F = Bolt hole size
G = Inside diameter of flange boss



All sizes are approximate and are given for guidance only.
Products and specifications may be subject to change from those shown without notice.
Rel: 03/12