

# HEAT METERS

## Ultrasonic Type



- 🌊 MID Approved
- 🌊 Large Easy-To-Read Display
- 🌊 Constant Display Of Total Energy Consumed
- 🌊 Horizontal Or Vertical Mounting
- 🌊 Chilled Or Heated Water Versions Available
- 🌊 Fluid Temperature Measurement Range 1° - 130°C
- 🌊 Optional Interfaces: M-Bus With Power Supply Or Two Pulse Outputs For Volume And Energy
- 🌊 Connection Of Up To Two Additional Meters Possible
- 🌊 No Loss Of Data When Changing Battery
- 🌊 Optional Power Supply: M-Bus Or Additional Battery Pack



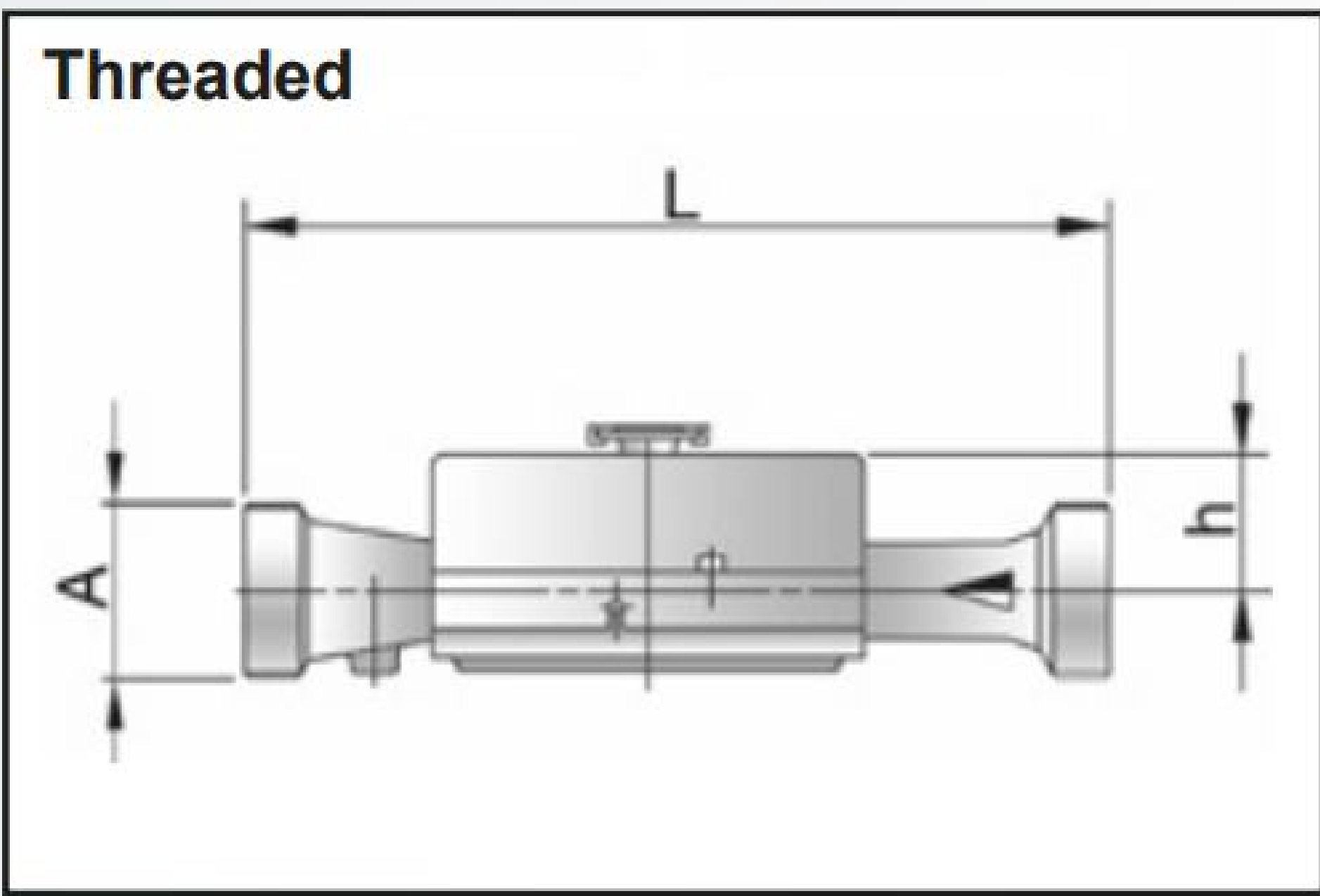
Threaded or flanged versions available

### Technical Data: General

Temp. measurement range [calculator]	1° - 150°C
Ambient temperature	5° - 55°C
Measuring frequency	30 second cycle. <b>Optional</b> 4 seconds using 230V power pack
Pulse input	Class 1B [EN1434-2:2007]
Display	LCD. 8 digits plus additional symbols
Display units	MWh, kWh, GJ, m³, m³/h, l/h, kW, MW, °C
Interfaces	Infrared ZVEI [with M-bus protocol] <b>Optional</b> 2 additional pulse inputs
Power supply	3.6V Lithium <b>Optional</b> 230V power pack or via M-bus
Data storage	EEPROM [daily]
Protection class housing	IP54 [heating] - IP65 [cooling]
Mechanical class	M1 [MID: 31.03.2004 annex 1]
Installation position of flow sensor	Standard: return flow. <b>Optional</b> : forward flow

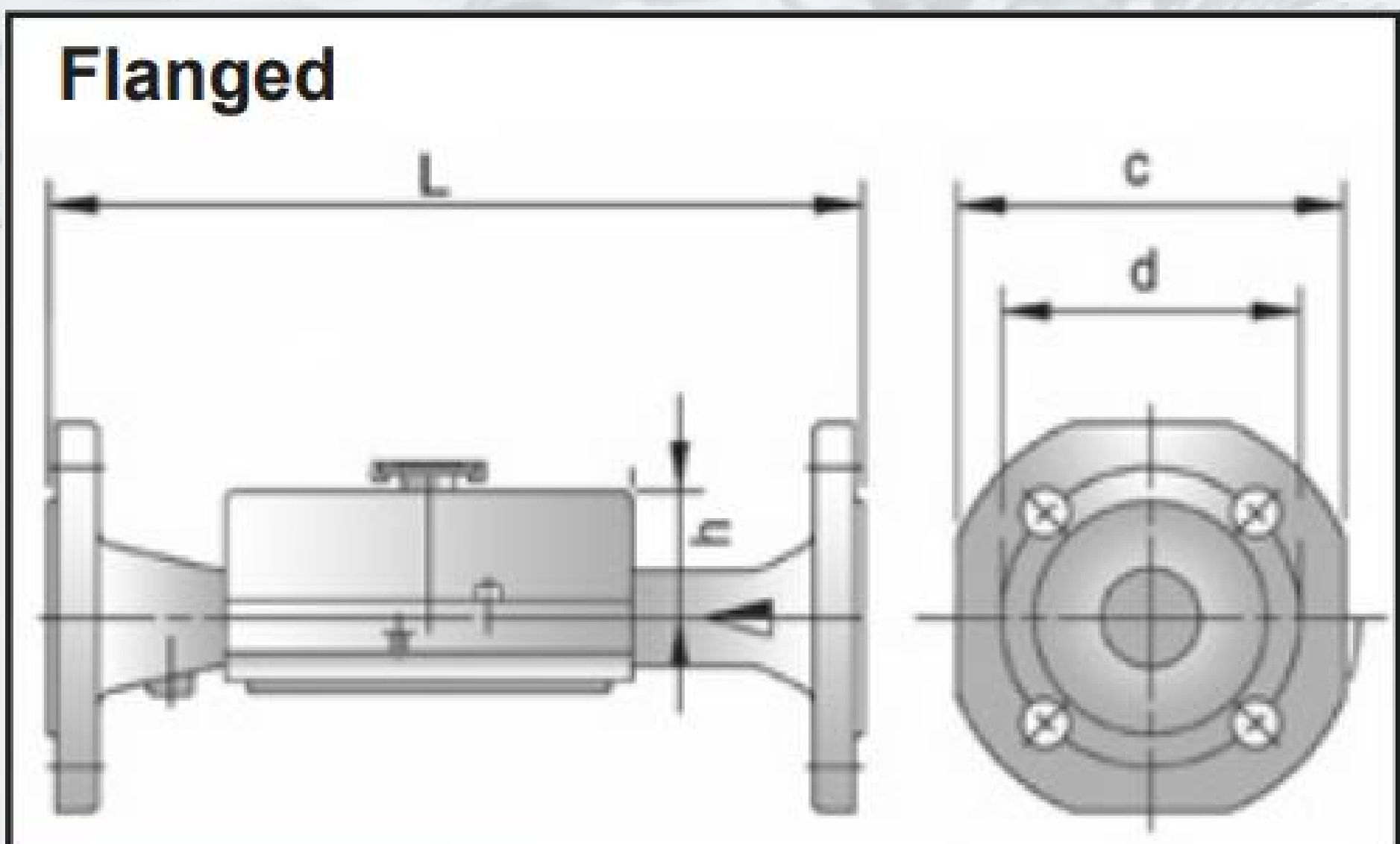
### Basic Dimensions: Threaded Versions

Part number	Dn Size [mm]	Nominal Flow [m³/h]	Connection size A [in]	Bore [in]	Length L [mm]	Height h [mm]
DHMU0.6	15	0.6	¾	½	110	50
DHMU1.5	15	1.5	¾	½	110	50
DHMU2.5	20	2.5	1	¾	130	61
DHMU3.5	25	3.5	1¼	1	260	61
DHMU6	25	6	1¼	1	260	61
DHMU10	40	10	2	1½	300	61



### Basic Dimensions: Flanged Versions

Part number	Dn Size [mm]	Nominal Flow [m³/h]	Bolt d: circle centres [mm]	No. of bolts	Width c [mm]	Length L [mm]	Height h [mm]
DHMU15F	50	15	125	4	165	270	61
DHMU25F	65	25	145	8	185	300	63
DHMU40F	80	40	160	8	200	300	70
DHMU60F	100	60	190	8	235	360	75






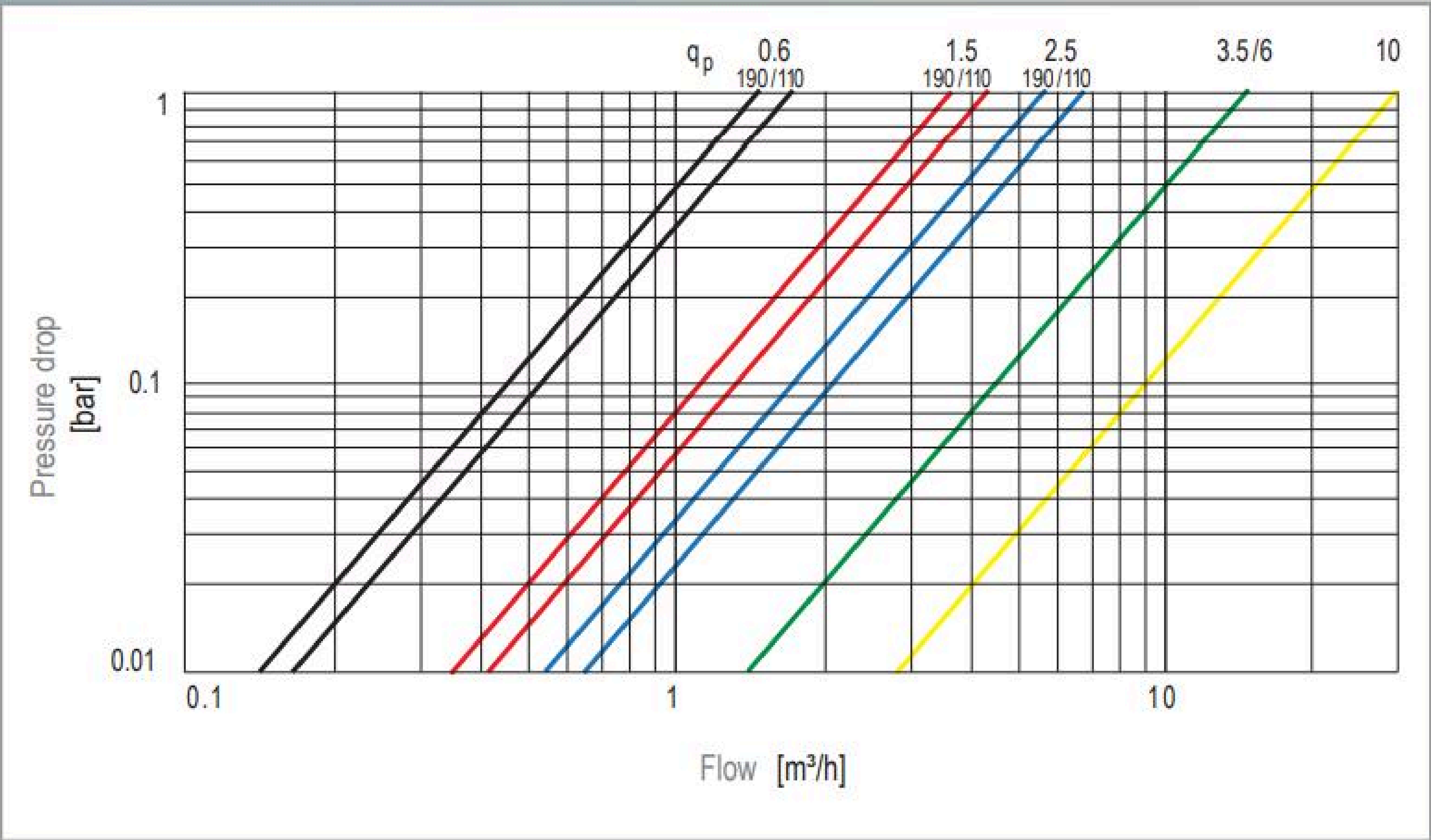
# HEAT METERS

## Ultrasonic Type



### Technical Data: Threaded

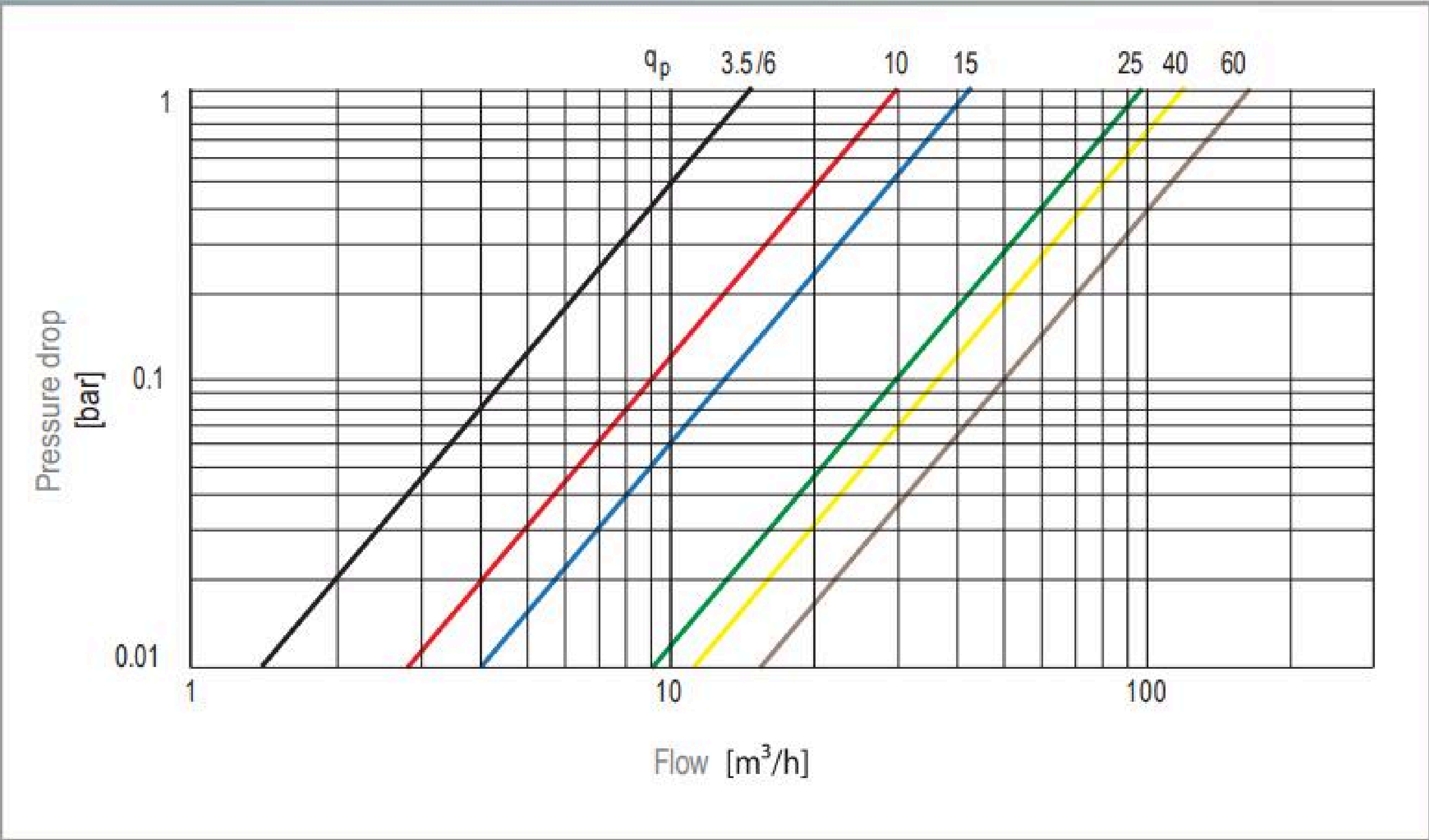
Part number	Dn Size [mm]	Nominal Flow [m³/h]	Nominal Pressure [bar]	Max. Flow [m³/h]	Min. Flow [m³/h]	Temp. range [°C]	Flow at 0.1 bar pressure drop [m³/h]	Pulsed output value [kw/h per pulse]	Connection size [in]
DHMU0.6	15	0.6	16	1.2	0.006	5 - 130	0.5/0.4	1	¾"
DHMU1.5	15	1.5		3.0	0.015		1.3/1.2	1	¾"
DHMU2.5	20	2.5		5.0	0.025		1.7/2.1	1	1"
DHMU3.5	25	3.5		7.0	0.035		4.4	1	1¼"
DHMU6	25	6		12	0.060		4.4	10	1¼"
DHMU10	40	10		20	0.100		8.9	10	2"



Full details of display menu on Delta Flowtech data sheet ref: Wall mounted calculator

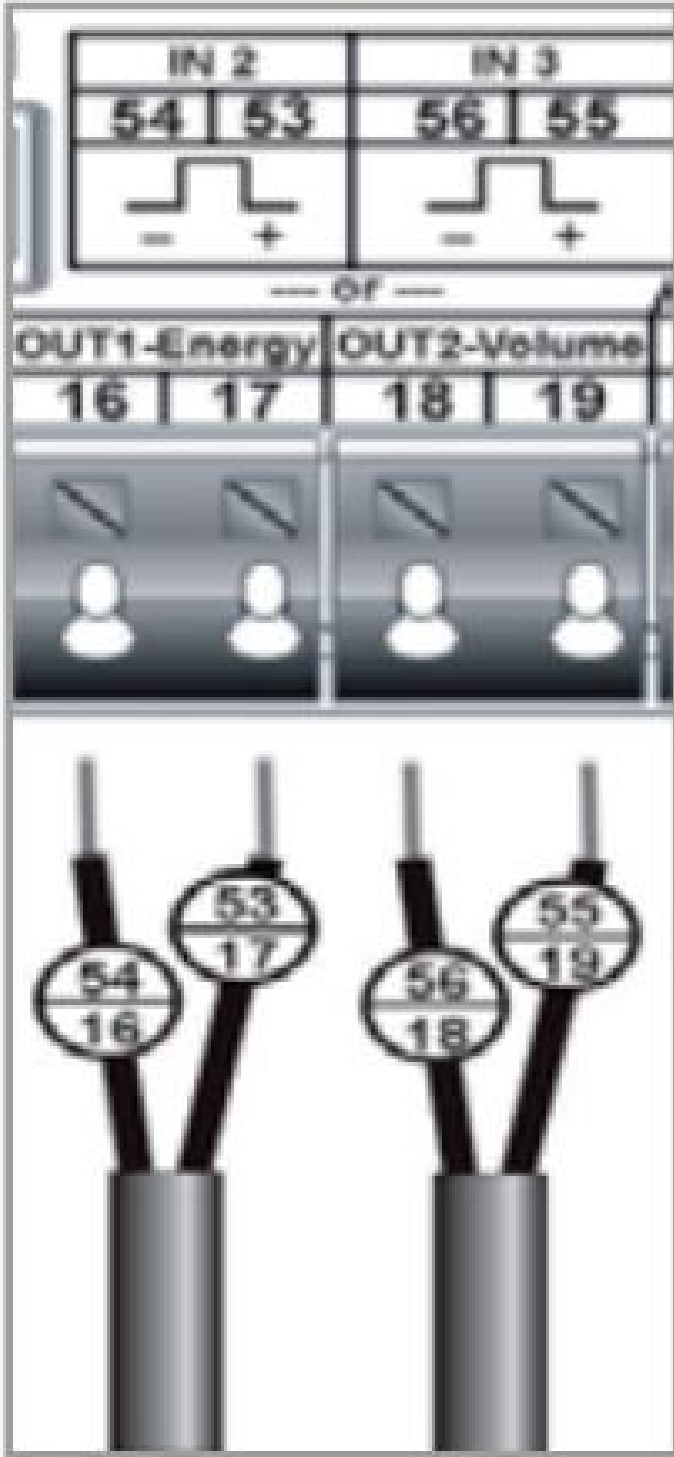
### Technical Data: Flanged [ Pn25 ]

Part number	Dn Size [mm]	Nominal Flow [m³/h]	Nominal Pressure [bar]	Max. Flow [m³/h]	Min. Flow [l/h]	Temp. range [°C]	Flow at 0.1 bar pressure drop [m³/h]	Pulsed output value [kw/h per pulse]	Connection class
DHMU15F	50	15	25	30	150	3-130	13.3	10	Pn25
DHMU25F	65	25		50	250		30	10	Pn25
DHMU40F	80	40		80	400		36	100	Pn25
DHMU60F	100	60		120	600		56	100	Pn25



Depending on the option, the two additional pulse inputs located here can be: (IN) for further meters or two pulse outputs (OUT) for connection to an additional system.

For connection of meters with open collectors, attention must be paid to the polarity.



All sizes are approximate and are given for guidance only.  
Products and specifications may be subject to change from those shown without notice.